

# Designing for diverse learners

## Do...


use a combination of colour, shapes and text to convey meaning



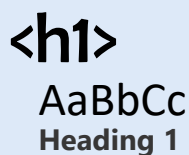
align all text left and use 1.5 line spacing



use headings, sub-headings and bullets to break up information



use heading styles in online text boxes and Microsoft Word docs.



add alternative (alt) text to all images and transcripts for videos



use good colour contrasts and a readable font



Make important information clear




write descriptive and meaningful headings and hyperlinks



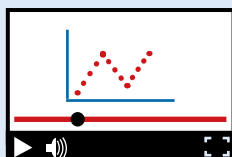
ensure all content can be navigated with a keyboard



use a textbox to increase contrast between images and text



allow user control and navigation of all video and audio content




## Don't...

use colour alone to convey meaning



justify text or align it centre or right



make complex, cluttered layouts and menus



rely on text size and layout for structure



provide rich media content without a text alternative



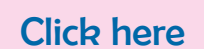
use low colour contrasts and small font size



underline words, use italics or write in capitals



write uninformative links and headings



force use of the mouse



put text over images or patterned backgrounds



automatically play audio and video content

